

SVSU College of Education
Employer Follow-Up Survey (Advanced) 2021

In the Spring of 2021 an Employer Survey was sent electronically to 53 district administrators with 19 responding (35.85%).

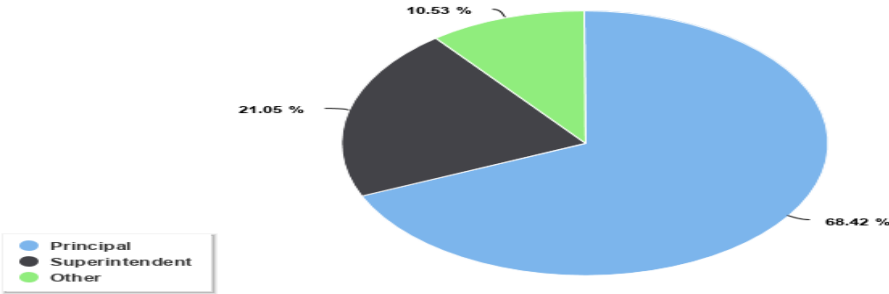
Form Instance: Employer Survey (Advanced) 5-21
Saved/Submitted Date: 01/01/2021 - 11/12/2021
Survey Title: Employer Survey (Advanced) 5-21

Prepared by Keleen Marciniak on Friday, November 12, 2021 11:44:25 AM

1. Which of the following statements best describes your current position?

Response	Number	Percent
Principal	13	68.42%
Superintendent	4	21.05%
Other	2	10.53%

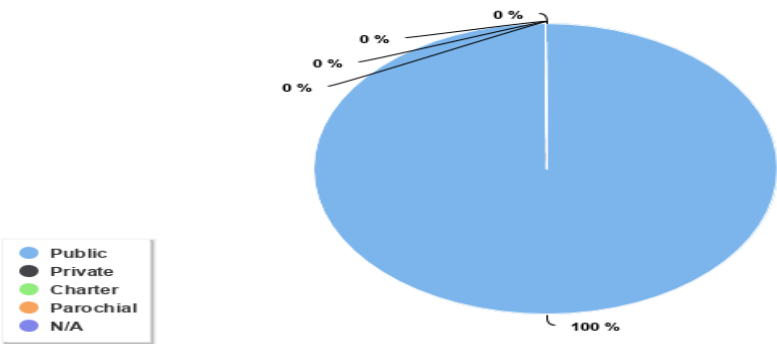
1. Which of the following statements best describes your...



2. How would you describe your school building/district for which you are currently employed?

Response	Number	Percent
Public	19	100%
Private	0	0%
Charter	0	0%
Parochial	0	0%
N/A	0	0%

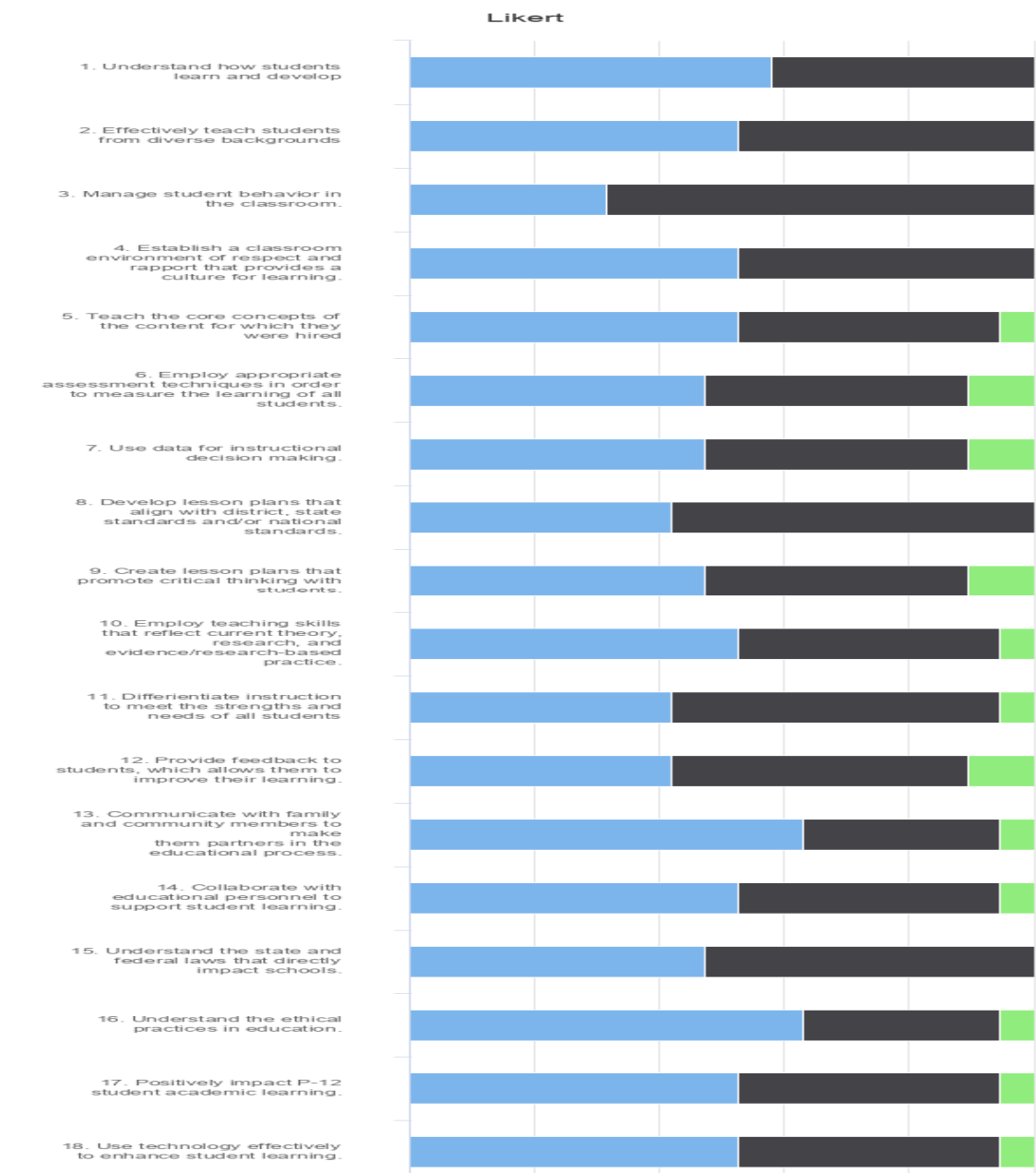
2. How would you describe your school building/district...

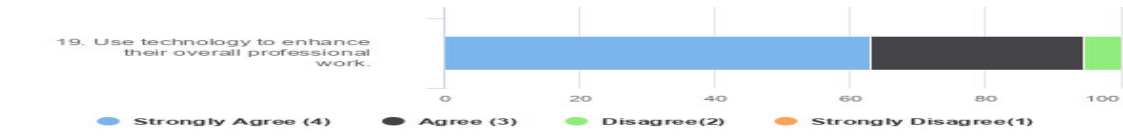


Likert

Likert	# Strongly	% Strongly	# Agree (3)	% Agree (3)	# Disagree (2)	% Disagree (2)	# Strongly	% Strongly	# No Resp	Total Valid	Mean	Median	Mode	Standard D
1. Understand how students learn	11	57.89%	8	42.11%	0	0%	0	0%	0	19	3.58	4.00	4.00	0.49
2. Effectively teach students from	10	52.63%	9	47.37%	0	0%	0	0%	0	19	3.53	4.00	4.00	0.50
3. Manage student behavior in the	16	31.58%	13	68.42%	0	0%	0	0%	0	19	3.32	3.00	3.00	0.46
4. Establish a classroom environment	10	52.63%	9	47.37%	0	0%	0	0%	0	19	3.53	4.00	4.00	0.50
5. Teach the core concepts of the	10	52.63%	8	42.11%	1	5.26%	0	0%	0	19	3.47	4.00	4.00	0.60
6. Employ appropriate assessment	9	47.37%	8	42.11%	2	10.53%	0	0%	0	19	3.37	3.00	4.00	0.67
7. Use data for instructional decisions	9	47.37%	8	42.11%	2	10.53%	0	0%	0	19	3.37	3.00	4.00	0.67
8. Develop lesson plans that align	8	42.11%	11	57.89%	0	0%	0	0%	0	19	3.42	3.00	3.00	0.49
9. Create lesson plans that promote	9	47.37%	8	42.11%	2	10.53%	0	0%	0	19	3.37	3.00	4.00	0.67
10. Employ teaching skills that result	10	52.63%	8	42.11%	1	5.26%	0	0%	0	19	3.47	4.00	4.00	0.60
11. Differentiate instruction to meet	8	42.11%	10	52.63%	1	5.26%	0	0%	0	19	3.37	3.00	3.00	0.58

12. Provide feedback to studen 8	42.11%	9	47.37%	2	10.53%	0	0%	0	19	3.32	3.00	3.00	0.65
13. Communicate with family ar 12	63.16%	6	31.58%	1	5.26%	0	0%	0	19	3.58	4.00	4.00	0.59
14. Collaborate with educationa 10	52.63%	8	42.11%	1	5.26%	0	0%	0	19	3.47	4.00	4.00	0.60
15. Understand the state and fe 9	47.37%	10	52.63%	0	0%	0	0%	0	19	3.47	3.00	3.00	0.50
16. Understand the ethical prac 12	63.16%	6	31.58%	1	5.26%	0	0%	0	19	3.58	4.00	4.00	0.59
17. Positively impact P-12 stude 10	52.63%	8	42.11%	1	5.26%	0	0%	0	19	3.47	4.00	4.00	0.60
18. Use technology effectively t 10	52.63%	8	42.11%	1	5.26%	0	0%	0	19	3.47	4.00	4.00	0.60
19. Use technology to enhance t 12	63.16%	6	31.58%	1	5.26%	0	0%	0	19	3.58	4.00	4.00	0.59
Total/Percentage	183	50.69%	161	44.6%	17	4.71%	0	0%	0	361			

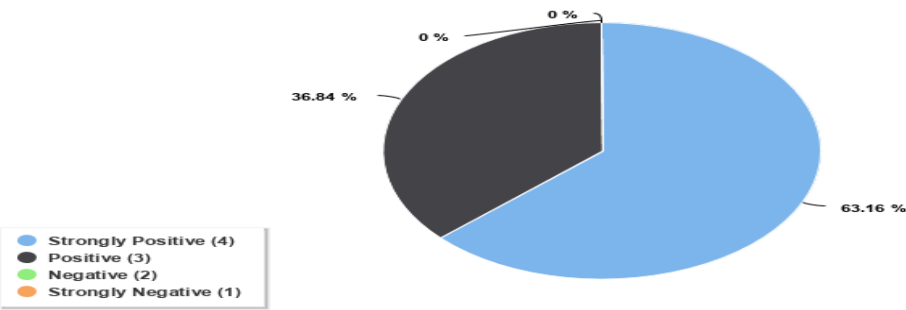




What is your present attitude toward the SVSU teacher education programs?

Response	Number	Percent
Strongly Positive (4)	12	63.16%
Positive (3)	7	36.84%
Negative (2)	0	0%
Strongly Negative (1)	0	0%

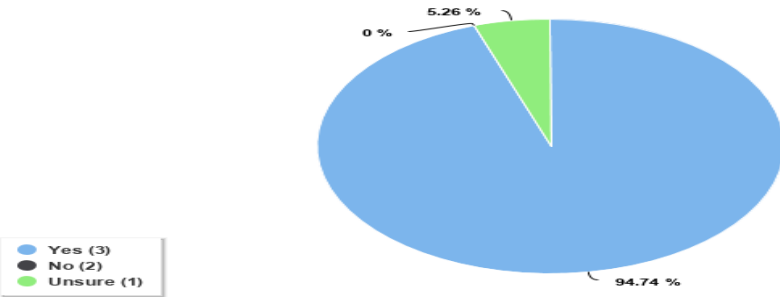
What is your present attitude toward the SVSU teacher e...



Considering the knowledge and skills of your current SVSU graduate employees, would you recommend SVSU's teacher preparation program to other prospective educators?

Response	Number	Percent
Yes (3)	18	94.74%
No (2)	0	0%
Unsure (1)	1	5.26%

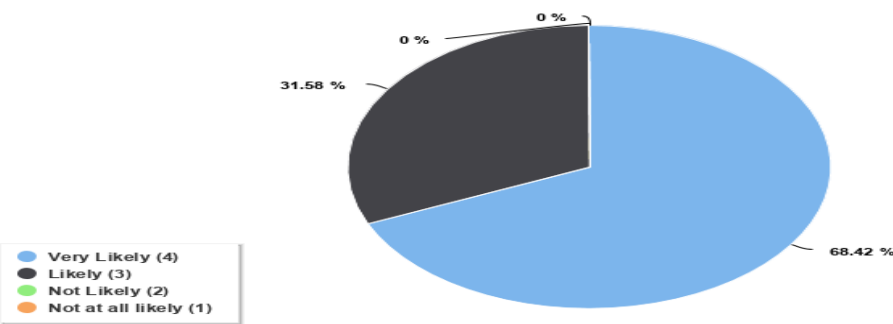
Considering the knowledge and skills of your current SV...



Considering the knowledge and skills of your current SVSU graduate employees, how likely are you to employ an SVSU graduate in the future?

Response	Number	Percent
Very Likely (4)	13	68.42%
Likely (3)	6	31.58%
Not Likely (2)	0	0%
Not at all likely (1)	0	0%

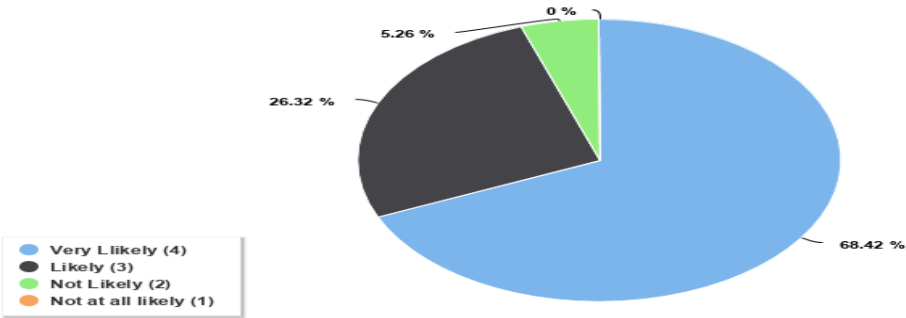
Considering the knowledge and skills of your current SV...



Considering the knowledge and skills of your current SVSU graduate employees, how likely are you to recommend SVSU to prospective educators and/or educators who want to pursue advanced edu

Response	Number of	Percent
Very Likely (4)	13	68.42%
Likely (3)	5	26.32%
Not Likely (2)	1	5.26%
Not at all likely (1)	0	0%

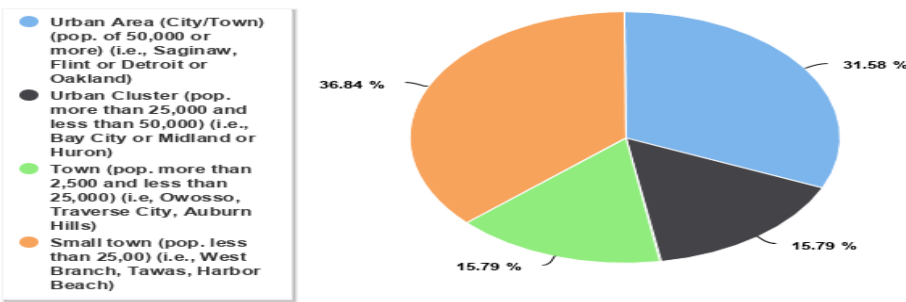
Considering the knowledge and skills of your current SV...



B. How would you describe the setting of your school building? Please select all that apply.

Response	Number of	Percent
Urban Area (City/Town) (pop. of 6	6	31.58%
Urban Cluster (pop. more than 13	3	15.79%
Town (pop. more than 2,500 an 3	3	15.79%
Small town (pop. less than 25,000	7	36.84%

B. How would you describe the setting of your school bu...



C. How would you define the area of your school building (Select one)

Response	Number of	Percent
Urban	3	15.79%
Suburban	8	42.11%
Rural	8	42.11%

C. How would you define the area of your school buildin...

